



SupertechLEDs new Gooseneck Light is a unique decorative lighting fixture that allows you to update the look of your building. Elegant and curved gooseneck arm, simple and low-key appearance design, can be well applied to a variety of architectural styles. Installation is quick and easy, and the 28W has a strong function that can support 5 color temperature adjustment.

Actual performance may differ as a result of end-user environment and application. All values are design or typical values, measured under laboratory conditions at 25°C (±5°C) specifications subject to change without notice.



## SPECIFICATION FEATURES:

### Construction

- Durable surface coating powder spraying can extend the durability of the fixture.
- The integrated shell design can make good use of a variety of wet location environments.

### Optics

- General distribution type for most environments.
- Scalable Lumen Packages from 1000 to 3000 Lumens.
- The use of advanced refraction and reflection optical design concepts provides an optimal combination of vertical and horizontal illumination.

### LED Module

- The 28W offers Selectable CCTs, can be adjusted to be 2700K/3000K/4000K/5000K/6500K.

### Electrical

- Universal Voltage 120-277VAC for the 28W model.
- 28W supports the standard 0-10V dimming driver configuration
- Power factor >90%, THD <20%
- Operating Temperature Range: -40°C to 40°C (-40°F - + 104°F).

### Control

- Integrated Photocell included.

### Installation

- Wall mount.

### Lifespan

- Estimated 50,000-hour LED lifespan based on IES LM-80 results and TM-21 calculations.

### Warranty

- Five-year limited warranty

### Certifications

- UL cUL wet location pending.

**Call NOW (888)-977-8737 WWW.SUPERTECHLEDS.COM**

### SAN ANTONIO

3714 Northwest Loop 410,  
San Antonio, Texas, 78229.

 **(210)-290-8493**


### NORTH RICHLAND HILLS

6805 NE Loop 820, Suite#406,  
North Richland Hills, Texas, 76180.

 **(817)-576-4113**

### RICHARDSON


318 South Central Expressway, STE 113,  
Richardson, Texas, 75080, United States.

 **(469)-372-0795**

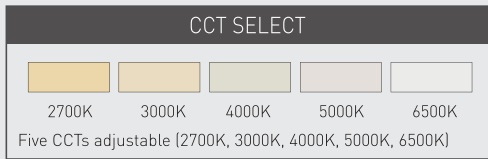
PERFORMANCE

Model NO	PFC	Wattage	Voltage/Current Input		Light Efficiency	Kelvin Options
			120V	277V		
MGN0128W27VDDKDPAD	>0.9	28W	0.23A	0.1A	110LM/W	2700K/3000K/4000K/5000K/6500K

Special Function



**CCT SELECTABLE**  
28W model has the function of field configurable CCTs.



PRODUCT ORDERING GUIDE

MGN0128W27VDDKDPAD  
1 3 4  
MGN01 28W 27V DDKDPAD

MGN01 Company name

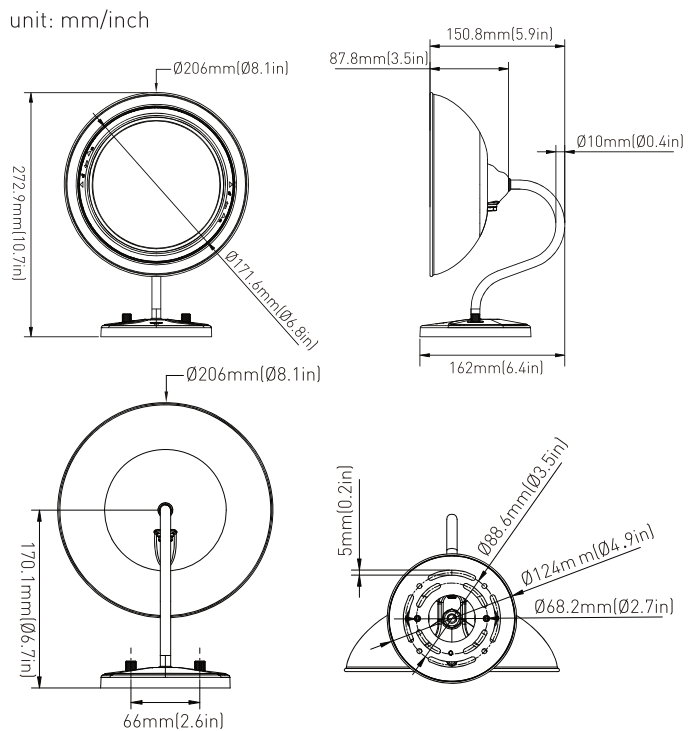
28W Power28W

27V 120-277VAC

Electric Characteristic

Specification/Model	MGN0128W27VDDKDPAD
LED Driver	UL Driver
Inputpower	28W
Lumensoutput	5330LM
Efficiency	110LM/W
CRI	>80
ColorTemperature	2700K/3000K/4000K/5000K/6500K
Inputvoltage	120-277V/AC
Lightdistributiontype	120D
Workingtemperature	-36+60°C
Junctiontemperature	<75°C
lampsefficiency	≥90%
Certificate	UL CUL DLC
Equivalent	40-120WMH/HPS

DIMENSION



Call NOW (888)-977-8737 WWW.SUPERTECHLEDS.COM

**SAN ANTONIO**

3714 Northwest Loop 410,  
San Antonio, Texas, 78229.

**(210)-290-8493**

**NORTH RICHLAND HILLS**

6805 NE Loop 820, Suite#406,  
North Richland Hills, Texas, 76180.

**(817)-576-4113**

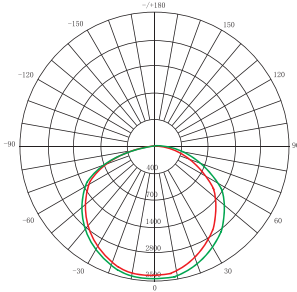
**RICHARDSON**

318 South Central Expressway, STE 113,  
Richardson, Texas, 75080, United States.

**(469)-372-0795**

**DISTRIBUTION DIAGRAM**

MGN0128W27VDDKDPAD



AVERAGE BEAM ANGLE[50%]: 118.3°

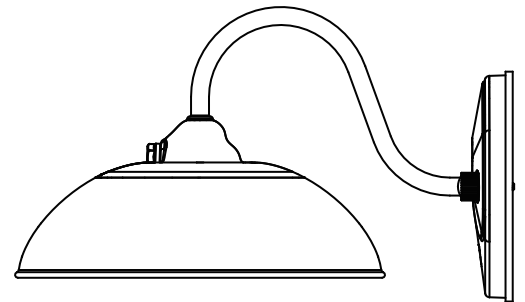
Lumens:3080LM  
Test Number:28W  
Test Number:5000K

UNIT:CD  
- C0/180,113.7  
- C30/210,100.1  
- C60/240,108.6  
- C90/270,130.9

**Installation Instruction**

**! WARNING**

- To avoid electric shock, disconnect power at source prior to installation.
- The installation should be performed by qualified electricians or lighting technicians.
- Before conducting any installation, maintenance, or removal, disable all power to the luminaries and wait until the fixture cool down.
- Do not touch the fixture while it is in service.
- Operating temperature is -40°C to 40°C
- If there is any problem with the fixture, DO turn off power and DO NOT attempt repair unless you are a qualified technician or the customer service member.

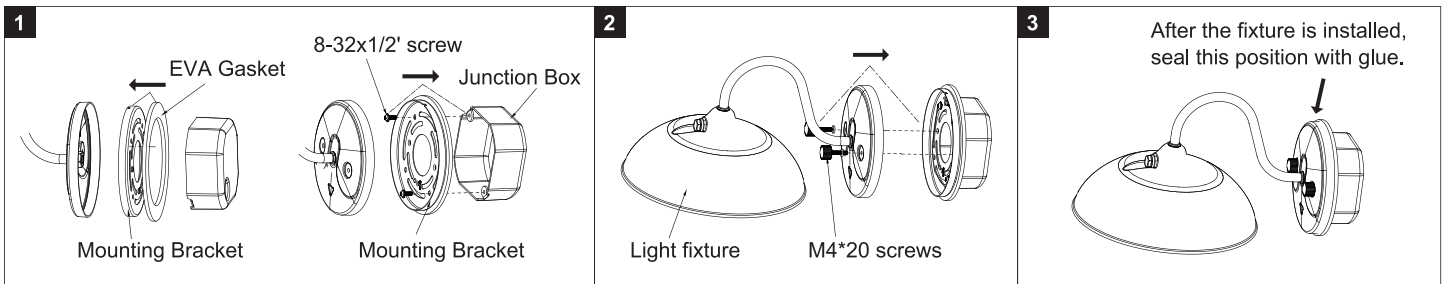


**INSTALLATION INSTRUCTIONS**

1. Attach the gasket on the back of the mounting bracket for a weather tight sea, and then secure the bracket to the junction box with 8-32x1/2' screws.
2. Connect the wires correctly (reference wiring diagram). Carefully tuck all wiring back into the junction box, and then secure the fixture to the mounting bracket with 2pcs 4\*20 screws.

**Note:** Make sure that a wires are securely connected and that there are no exposed conductors and a wires do not get pinched

3. To ensure waterproof seal, apply weatherproof silicone sealant [supplied by others] around the edge of the wall mounting box and /or junction box. Note: Failure to properly caulk the mounting box and or junction box bonding surface may result in water damage, which is not covered by the warranty.



**Call NOW (888)-977-8737 WWW.SUPERTECHLEDS.COM**

**SAN ANTONIO**

3714 Northwest Loop 410,  
San Antonio, Texas, 78229.

**(210)-290-8493**

**NORTH RICHLAND HILLS**

6805 NE Loop 820, Suite#406,  
North Richland Hills, Texas, 76180.

**(817)-576-4113**

**RICHARDSON**

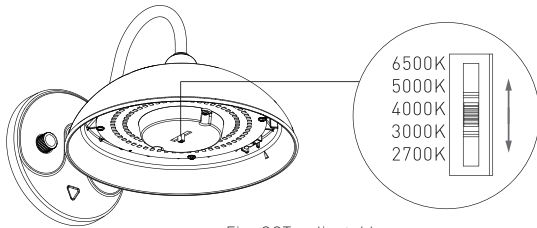
318 South Central Expressway, STE 113,  
Richardson, Texas, 75080, United States.

**(469)-372-0795**

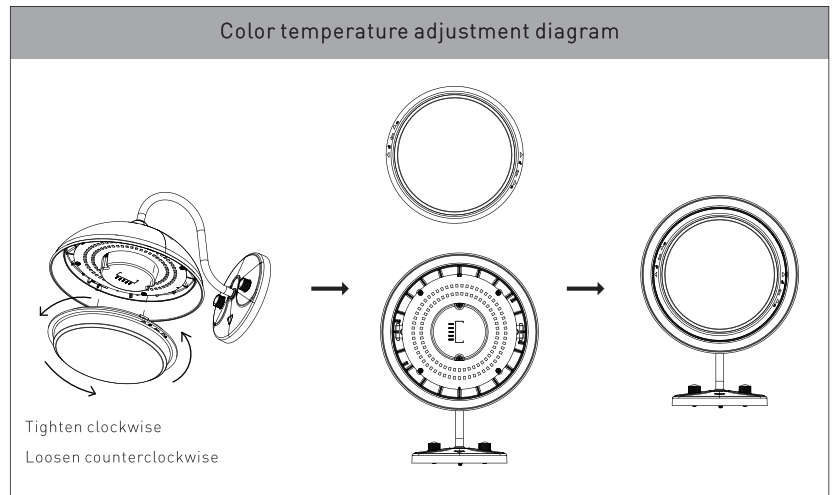
**COLOR TEMPERATURE ADJUSTMENT (optional)**

1. With power disconnected, twist the translucent shield counterclockwise and turn the color temperature dip switch to the desired color temperature.
2. After adjusting the color temperature, twist the translucent shield clockwise to the closed state

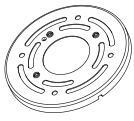
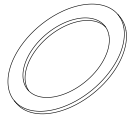


**Note:** The color temperature adjustment must be operated with the power disconnected.  
The operation is shown in the following diagram.



Five CCTs adjustable:  
6500K, 5000K, 4000K, 3000K, 2700K



**PARTS LIST**

Mounting Bracket (1pc)	EVA Gasket (1pc)	M4*20 screw (2pcs)	8-32x1/2" screw(2pcs)
			

**Call NOW (888)-977-8737 WWW.SUPERTECHLEDS.COM**

**SAN ANTONIO**

3714 Northwest Loop 410,  
San Antonio, Texas, 78229.

 **(210)-290-8493**


**NORTH RICHLAND HILLS**

6805 NE Loop 820, Suite#406,  
North Richland Hills, Texas, 76180.

 **(817)-576-4113**

**RICHARDSON**

318 South Central Expressway, STE 113,  
Richardson, Texas, 75080, United States.

 **(469)-372-0795**