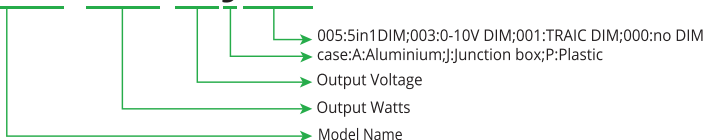


LMFV-300-12J005 LMFV-300-24J005

Feature

- UL, cUL listed, Type HL rated.
- Universal AC input: 120-277VAC
- Built-in active PFC function, PF: up to 0.98(120v); up to 0.81(277v)
- Load: 10-100%
- Protection: short circuit/over loading/ Over temperature
- Full protection aluminium case, for dry, damp, wet location
- Flicker-free
- Triac/0-10V/1-10V/10V PWM/Potentiometer dimming
- Dimming range: 0.1-100%
- Fine tuning of output voltage.
- Installation: Flat mounting, Vertical mounting.

LMFV-300-24J005



Technical Specs

	LMFV-300-12J005	LMFV-300-24J005
OUTPUT		
Output Voltage	12Vdc	24Vdc
Output Voltage Range	12Vdc±0.5Vdc	24Vdc±0.5Vdc
Output Current	25A Max	12.5A Max
Output Power	300W	
Output Ripple & Noise	≤600mV	
INPUT		
Input Voltage Range	120Vac-277Vac	
Input Frequency Range	50-60HZ	
Input Current	3.4A@110VAC	
Surge Current (cold start)	20A, 50%, 1.6ms @120Vac / 25A, 50%, 1.4ms @277Vac	
Power Efficiency	85% @220Vac	
PF	0.98@120Vac	
Leakage Current	<0.75mA	
PROTECTION		
Short-Circuit Protection	Hiccup Mode, and recover automatically	
Over-Voltage Protection	Shut down the output when non-load voltage ≥ 28 V, and recover automatically	Shut down the output when non-load voltage ≥ 60 V, and recover automatically
Over Temperature	100°C±10°C shut down voltage automatically recover after cooling	
ENVIRONMENT		
Working Temperature	-40°C~+60°C	
Working Humidity	20%~90%RH	
Approved Enviroments Location	Suitable for Dry, Damp and Wet locations	
Storage Temperature	-40°C~+80°C	
Storage Humidity	10%~95%RH	
Vibration	10-500Hz, 1.0mm, 15 minutes(for X- Y- Z each axis)	
Tcase	+90°C	

Call NOW (888)-977-8737 WWW.SUPERTECHLEDS.COM

SAN ANTONIO

3714 Northwest Loop 410,
San Antonio, Texas, 78229.

(210)-290-8493

DALLAS/FORTWORTH

6805 NE Loop 820, Suite#406,
North Richland Hills, Texas, 76180.

(817)-576-4113

RICHARDSON

318 South Central Expressway, STE 113,
Richardson, Texas, 75080, United States.

(469)-372-0795

SAFETY&EMC		
Safety Standard		UL8750
Dielectric Strength (Hi-Pot)	I/P-O/P	1.88KVAC
	I/P-Case	1.88KVAC
Insulation Resistance		100MΩ/500VDC/25°C/70%RH
Grounding Resistance		≤0.5Ω
OTHERS		
MTBF		50Khrs. MIL-HDBK-217F(25°C)
DIMMER COMPATIBILITY		Triac Dimmer LUTRON(DVLV-600P,DVCL-153P.PD-SNE,MAELV-600,DELV-300P,PD-6WCL,DSL06,PH703TPU,RHCL453P,RCL-153PNL)
Minimum load available for Dimming (Use DVCL-153P)		5%
Dimensions		289*132*46mm / 11.38"x5.19x1.81"(L*W*H)
Weight		2.7kg
Outer Box Specifications		430*328*170mm / 16.93"x12.9"x6.69" (L*W*H) 9pcs/ctn
		Total 3 layer, each layer 3 pcs / G.W21.5kg/N.W20(1+10%)kg

Remarks:

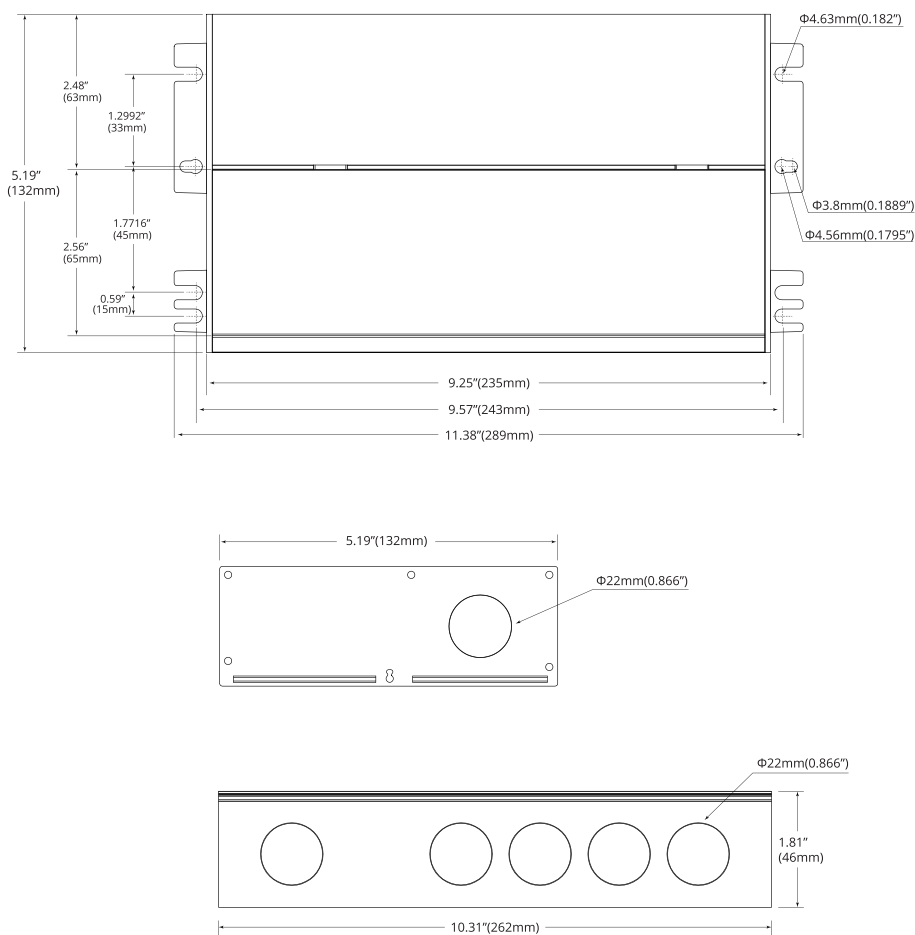
Test environment temperature : 25 ± 2°C;

Ripple and noise measurement methods: terminal to parallel 47uF electrolytic capacity and 0.1uF ceramic capacity, in 20 MHZ Bandwidth measurement.

"The driver is suitable for connecting resistor current-limiting LED fixture (e.g. LED strip). The inrush current will be dozens of times increased if connecting built-in constant current IC current-limiting LED fixtures, the driver will activate the overloaded protection (hiccups flickering)."

Profile Drawing

Unit:inch&mm



Call NOW (888)-977-8737 WWW.SUPERTECHLEDS.COM

SAN ANTONIO

3714 Northwest Loop 410,
San Antonio, Texas, 78229.

(210)-290-8493

DALLAS/FORTWORTH

6805 NE Loop 820, Suite#406,
North Richland Hills, Texas, 76180.



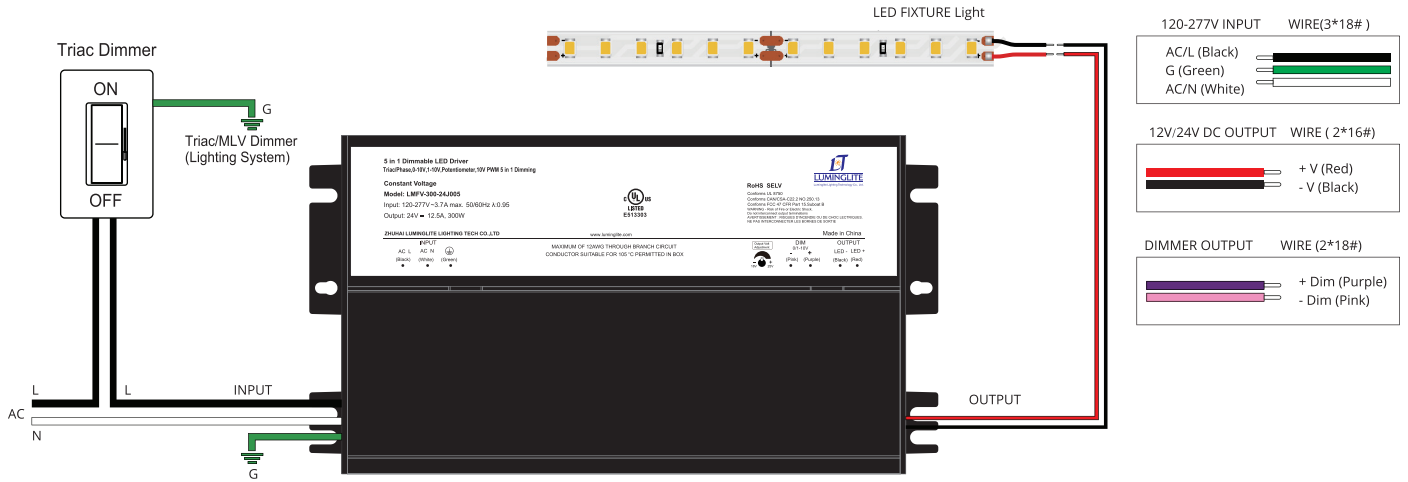
(817)-576-4113

RICHARDSON

318 South Central Expressway, STE 113,
Richardson, Texas, 75080, United States.

(469)-372-0795

Wiring Diagram



Call NOW (888)-977-8737 WWW.SUPERTECHLEDS.COM

SAN ANTONIO

3714 Northwest Loop 410,
San Antonio, Texas, 78229.

(210)-290-8493

DALLAS/FORTWORTH

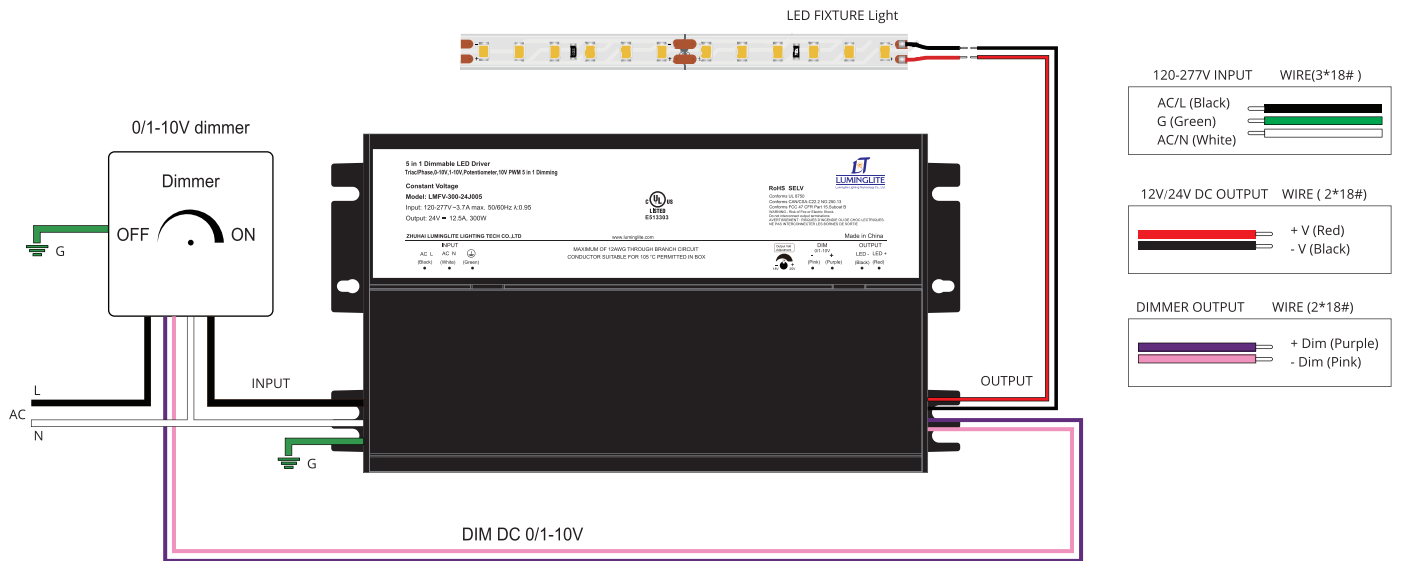
6805 NE Loop 820, Suite#406,
North Richland Hills, Texas, 76180.

(817)-576-4113

RICHARDSON

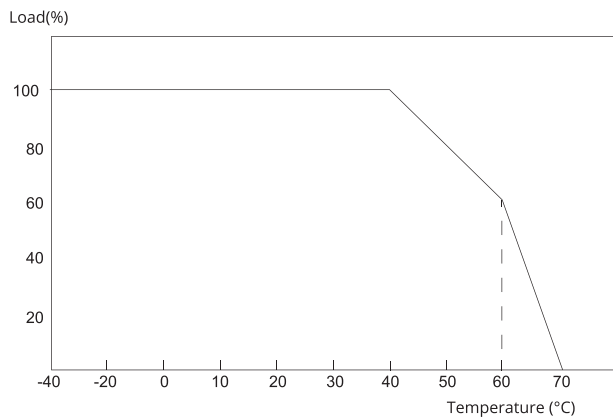
318 South Central Expressway, STE 113,
Richardson, Texas, 75080, United States.

(469)-372-0795



Derating Curve

※To extend their life, please refer to the Derating Curve and derate according to the temperature.



Attentions

- Please ensure that the ground wire is properly grounded and ensure it does not come into contact with the neutral wire.
- Please make the power supply installed in a well-ventilated place, to ensure that the environment temperature is appropriate.
- Do not overload the power supply with multiple appliances.
- Please do not touch the metal shell surface to avoid high temperature scald.
- Do not install in the minefield or high pressure area.
- Do not attempt to repair privately. Please contact the supplier if you have any questions.

Tips

- To be installed by a certified electrician. Please read and follow the instructions carefully before installing. Ensure all contact points are connected firmly.
- Please pay attention to the using environment, and conduct regular check and maintenance to eliminate safety risks.

Call NOW (888)-977-8737 WWW.SUPERTECHLEDS.COM

SAN ANTONIO

3714 Northwest Loop 410,
San Antonio, Texas, 78229.

(210)-290-8493

DALLAS/FORTWORTH

6805 NE Loop 820, Suite#406,
North Richland Hills, Texas, 76180.

(817)-576-4113

RICHARDSON

318 South Central Expressway, STE 113,
Richardson, Texas, 75080, United States.

(469)-372-0795